

RIM



Falcon 19 Series Push Pad Exit Device

[MFG WEBSITE](#)

The 19 Series is a light-duty, narrow stile push pad exit device that is designed to provide dependable egress at a solid price. The 19 Series narrow stile exit devices provide value and dependability on light- to medium-duty door applications. They can be mounted on interior or exterior single or double doors, where traffic is not consistently heavy. Ideal for commercial, multi-family, office, retail and other medium-traffic installations, the 19 Series exit devices are an affordable and reliable choice. A certified ANSI/BHMA A156.3-2001 Grade 1 exit device, they are non-handed and covers a 161 door prep. The 19 Series offer multiple functions and a full trim complement.

In accordance with California PROP65 -

WARNING
 WARNING: Cancer &
 Reproductive Harm
www.P65Warnings.ca.gov

FAL 19-R EO 36" SP28 PANIC x 570 STRIKE

RIM



* 1 9 R E O 3 6 S P 2 8 *

SRP \$287

FAL F-19-R EO 36" SP28 FIRE RATED
 PANIC x 570 STRIKE



* F 1 9 R E O 3 6 S P 6 2 8 *



SRP \$358



Precision Hardware APEX 2000 Series

[MFG WEBSITE](#)

HEAVY-DUTY EXIT DEVICE
 Thanks to its efficient engineering and durable hardware, the APEX 2000 represents the ultimate in safety, security and simplicity.

No other exit device offers the level of functionality and dependability as this Grade 1, heavy-duty exit device. Built with fewer components and in various door configurations, the APEX 2000 provides smoother operation with minimal need for maintenance. The APEX 2000's durable construction allows it to withstand high traffic and high use on a regular basis, making it particularly attractive for healthcare and education buildings. These combined benefits give it a longer life span

RIM

and a lower overall cost of ownership.

PHI 2108 RIM EXIT LHR 630, Reversible



* 3 R O 2 1 0 8 L H R 6 3 0 *

SRP \$1,630

PHI 2108 RIM EXIT RHR 630, Reversible



* 3 R O 2 1 0 8 R H R 6 3 0 *

SRP \$1,630

PHI FL2108 RATED RIM EXIT LHR 630, Reversible



* 3 R O F L 2 1 0 8 L H R 6 3 0 *

SRP \$1,816

PHI FL2108 RATED RIM EXIT RHR 630, Reversible



* 3 R O F L 2 1 0 8 R H R 6 3 0 *

SRP \$1,816



Sargent 3828 Series

[MFG WEBSITE](#)

RIM

The 3828 Series supports both single and double door applications and is ideal for warehouses and stairwell fire exits.

BENEFITS

Steel endcaps and covers provided added durability
Meets ANSI A156.3 Grade 1
UL Listed

SAR 3828F RIM PANIC 36 PEB



* 3 8 2 8 F P E B *

SRP \$572

SAR 3828F RIM PANIC 36 PEN



* 3 8 2 8 F P E N *

SRP \$572

SAR 3828G RIM PANIC 48 PEB



* 3 8 2 8 G P E B *

SRP \$572

SAR 3828G RIM PANIC 48 PEN



* 3 8 2 8 G P E N *

SRP \$572

SAR 12-3828F(36) PANIC PEN



* 1 2 3 8 2 8 F P E N *

SRP \$750



RIM



Sargent 5300 Series

[MFG WEBSITE](#)

SARGENT's 5300 Series alarmed exit device is designed for areas requiring a standalone alarm on outward swinging doors. An integrated alarm in the push rail discourages the unauthorized use of emergency exit doors, with the alarm sounding immediately upon exit. The 5300 Series is ideal for rear exterior doors, doors leading to a rooftop, or anywhere security is a concern.

FEATURES

When armed, alarm sounds immediately upon rail depression
103 Db pulsating horn (at 8 ft)
Flashing red LED provides visual violation indication
Battery powered with low battery alert
Meets ANSI A156.3 and A117.1

SAR 5304-F EXIT ALARM PEN



* 5 3 0 4 F P E N *

SRP \$1,064

RIM



Sargent 8800 Series

[MFG WEBSITE](#)

Designed for standard width stile applications on wood and metal doors, the 8800 Series features a rim bolt that combines quiet operation with solid security. Ideal for schools, offices, and hospitals—for both single door and double door applications with mullions.

SAR 8888 F EXIT ONLY RIM 32D (33" - 36" wide door)



* 8 8 8 8 F 6 3 0 *

SRP \$1,720



Stanley QED100 Series

[MFG WEBSITE](#)

RIM

Heavy-Duty Exit Devices
STANLEY Commercial Hardware designed the QED100 Series exit devices to accommodate the widest range of uses. With plenty of device types, functions and options available, you can use the QED100 in more applications. A comprehensive offering of trim and finish options makes the QED100 Series compatible with other STANLEY Commercial Hardware components so you can design a visually cohesive, complete access control solution. Plus, we engineered our QED100 Series with features like thru bolt design and available options like hurricane compliance and fire rating so that you can trust the security, strength and durability of these exit devices no matter which trim, finish or configuration option you choose.

STA QED111 36 RIM 626 Grade 1 Heavy Duty Hex Dogging Exit Device



SRP \$1,033

STA QED111 48 RIM 626 Grade 1 Heavy Duty Hex Dogging Exit Device



SRP \$1,087

STA QED113 36 RIM 626 FIRE RATED Grade 1 Heavy Duty Exit Device



SRP \$1,103

RIM

STA QED113 48 RIM 626 FIRE RATED Grade 1 Heavy Duty Exit Device



SRP \$1,157



Stanley QED300 Series

[MFG WEBSITE](#)

Standard Duty Exit Devices
 When your application calls for reliable quality and durability, STANLEY Commercial Hardware's QED300 Series of standard duty exit devices fills the need. For light commercial applications, including wood, steel, or aluminum doors, the QED300 line offers the same quality and robust construction you expect from STANLEY, at a great value. The QED300 Series fits a wide variety of applications and configuration requirements—giving you the flexibility you need to select features when you order.

STA QED311 36 RIM 689 Grade 1 Standard Duty Hex Dog Exit Device



SRP \$310

STA QED311 36 RIM 690 Grade 1 Standard Duty Hex Dog Exit Device

RIM



SRP \$310

STA QED311 48 RIM 689 Grade 1 Standard Duty Hex Dog Exit device



SRP \$335

STA QED311 48 RIM 690 Grade 1 Standard Duty Hex Dog Exit device



SRP \$335

STA QED313 36 RIM 689 FIRE RATED Grade 1 Standard Duty Exit Device



SRP \$419

STA QED313 48 RIM 689 FIRE RATED Grade 1 Standard Duty Exit Device



SRP \$444



Von Duprin 98/99 Series

[MFG WEBSITE](#)

RIM

The 98/99 Series devices are wide stile heavy-duty push pads. Architectural design elements differ between the 98 and the 99.

The 98 Series device has a smooth mechanism case, while the 99 Series has a grooved mechanism case. The 98/99 Series have all been certified to the highest industry standards and are used in schools, hospitals and government buildings.

VON 99EO PANIC 36" US28



SRP \$1,272

VON 99EO PANIC 36" 313AN



SRP \$1,335

VON 99EO PANIC 36" 26D



SRP \$1,439

VON 99EO PANIC 48" 26D



SRP \$1,457

VON 99EOF 36" 26D FIRE RATED EXIT ONLY DEVICE



SRP \$1,601

RIM



Yale 2100 Series

[MFG WEBSITE](#)

2100 Series Economy Exit Devices
 Providing a higher standard of ANSI/BHMA Grade 1 performance, the 2100 Series Exit Device is the right choice for meeting the rigors of everyday use. This economy exit device is now available with the Yale SquareBolt® rim latch for the toughest applications. In addition to traditional painted finishes, the 2100 Series is available in an attractive satin stainless steel finish for use where aesthetics are also important.

Features

Available in rim, SquareBolt®, surface vertical rod and concealed vertical rod configurations
 Certified ANSI/BHMA A156.3, Grade 1
 UL/cUL Listed for use on fire doors having a rating up to and including 3-hours unless otherwise noted
 Featuring unique Free Wheeling lever mechanism that allows the lever to rotate freely even when securely locked, increasing security and preventing vandalism
 Windstorm certified (refer to local codes). Specify suffix "WS" to 2100(F) devices.

RIM

ISO 9001: Designed and manufactured under a certified ISO 9001 quality system
 Warranty: 2100 exit devices are protected by a three year warranty. Rose trims carry a two-year warranty and escutcheon trims carry a five-year warranty. Available with MicroShield® antimicrobial coating, a revolutionary hardware finish coating which inhibits the growth of bacteria, algae, yeast fungus, mold and mildew

YAL 2100-36 EO 630 Rim Exit Device Grade 1



SRP \$689

YAL 2100-48 EO 630 Rim Exit Device Grade 1



SRP \$742

YAL 2100F-36 EO 630 Fire Rated Rim Exit Device Grade 1



SRP \$836

RIM



Yale 6000 Series

[MFG WEBSITE](#)

6000 Series Commercial Exit Devices
 With its robust, modern design and smooth, quiet operation, the Yale 6000 Series exit device provides an attractive solution that can withstand the rigors of multi-family, retail, office and other commercial exits. The stylish, clean lines of the wide and narrow stile 6000 exit device are visually appealing and blend with any décor. With a range of mechanical and electromechanical functions available, the 6000 can be used in many types of commercial facilities, including office buildings, retail environments, and mixed-use facilities.

Features

ANSI/BHMA A156.3 Grade 1 Certified
 Available as rim, mortise, SquareBolt®, surface vertical rod and concealed vertical rod in wide or narrow stile configurations
 Highly durable aluminum rail design with architecturally finished touch bar in 5 finishes
 Heavy duty, angled end cap design protects rail, eliminates catch points and reduces damage
 Available in 13 mechanical functions and 11

RIM

electromechanical functions
 Available with standard or Reflections® decorative levers
 Complete offering of mechanical and electromechanical solutions
 Available with Microshield® antimicrobial coating
 Warranty: 10 years

YAL 6100-36 x EO x 757F x 630 Grade 1
 Panic-Rated Rim Exit Device



* 6 1 0 0 3 6 E 0 6 3 0 *

SRP \$991

YAL 6100-48 x EO x 757F x 630 Grade 1
 Panic-Rated Rim Exit Device



* 6 1 0 0 4 8 E 0 6 3 0 *

SRP \$1,044

YAL 6100F-36 x EO x 757F x 630 Grade 1
 3-Hour Fire-Rated Rim Exit Device



* 6 1 0 0 F 3 6 E 0 6 3 0 *



SRP \$1,168

SVR



Sargent 3727 Series

[MFG WEBSITE](#)

The 3727 Series features two point latching via vertical rods mounted to the door face. Adjustable via the center case, it is ideal for warehouses and stairwell fire exits.

BENEFITS

Steel endcaps and covers provided added durability
 Meets ANSI A156.3 Grade 1
 UL Listed

SAR 3727F SVR PANIC 36"X84" PEB



* 3 7 2 7 F P E B *



SRP \$999



Stanley QED100 Series

[MFG WEBSITE](#)

SVR

Heavy-Duty Exit Devices
 STANLEY Commercial Hardware designed the QED100 Series exit devices to accommodate the widest range of uses. With plenty of device types, functions and options available, you can use the QED100 in more applications. A comprehensive offering of trim and finish options makes the QED100 Series compatible with other STANLEY Commercial Hardware components so you can design a visually cohesive, complete access control solution. Plus, we engineered our QED100 Series with features like thru bolt design and available options like hurricane compliance and fire rating so that you can trust the security, strength and durability of these exit devices no matter which trim, finish or configuration option you choose.

STA QED114 SVR 626 Grade 1 Heavy Duty Hex Dog Exit Device



SRP \$1,357

STA QED116 SVR 626 FIRE RATED Grade 1 Heavy Duty Exit Device



SRP \$1,426

SVR



Stanley QED300 Series

[MFG WEBSITE](#)

Standard Duty Exit Devices
 When your application calls for reliable quality and durability, STANLEY Commercial Hardware's QED300 Series of standard duty exit devices fills the need. For light commercial applications, including wood, steel, or aluminum doors, the QED300 line offers the same quality and robust construction you expect from STANLEY, at a great value. The QED300 Series fits a wide variety of applications and configuration requirements—giving you the flexibility you need to select features when you order.

STA QED314 SVR 689 Grade 1 Standard Duty Hex Dog Exit Device



SRP \$509

STA QED316 SVR 689 FIRE RATED Grade 1 Standard Duty Exit Device



SRP \$647

STA QED316 4070 SVR 689 FIRE RATED Grade 1 Standard Duty Exit Device

SVR



SRP \$672



Yale 2100 Series

[MFG WEBSITE](#)

2100 Series Economy Exit Devices
 Providing a higher standard of ANSI/BHMA Grade 1 performance, the 2100 Series Exit Device is the right choice for meeting the rigors of everyday use. This economy exit device is now available with the Yale SquareBolt® rim latch for the toughest applications. In addition to traditional painted finishes, the 2100 Series is available in an attractive satin stainless steel finish for use where aesthetics are also important.

Features

Available in rim, SquareBolt®, surface vertical rod and concealed vertical rod configurations
 Certified ANSI/BHMA A156.3, Grade 1
 UL/cUL Listed for use on fire doors having a rating up to and including 3-hours unless otherwise noted
 Featuring unique Free Wheeling

SVR

lever mechanism that allows the lever to rotate freely even when securely locked, increasing security and preventing vandalism
 Windstorm certified (refer to local codes). Specify suffix "WS" to 2100(F) devices.
 ISO 9001: Designed and manufactured under a certified ISO 9001 quality system
 Warranty: 2100 exit devices are protected by a three year warranty. Rose trims carry a two-year warranty and escutcheon trims carry a five-year warranty. Available with MicroShield® antimicrobial coating, a revolutionary hardware finish coating which inhibits the growth of bacteria, algae, yeast fungus, mold and mildew

YAL 2110-36 EO 630 SVR Exit Device
 Grade 1




* 2 1 1 0 3 6 E 0 6 3 0 *




SRP \$947

YAL 2110F-36 EO 630 SVR Fire Rated Exit Device Grade 1 (can only be used on openings up to 8 feet high, no higher)




* 2 1 1 0 F 3 6 E 0 6 3 0 *



SRP \$1,094

SVR



Yale 6000 Series
[MFG WEBSITE](#)

6000 Series Commercial Exit Devices
 With its robust, modern design and smooth, quiet operation, the Yale 6000 Series exit device provides an attractive solution that can withstand the rigors of multi-family, retail, office and other commercial exits. The stylish, clean lines of the wide and narrow stile 6000 exit device are visually appealing and blend with any décor. With a range of mechanical and electromechanical functions available, the 6000 can be used in many types of commercial facilities, including office buildings, retail environments, and mixed-use facilities.

Features

ANSI/BHMA A156.3 Grade 1 Certified
 Available as rim, mortise, SquareBolt®, surface vertical rod and concealed vertical rod in wide or narrow stile configurations
 Highly durable aluminum rail design with architecturally finished touch bar in 5 finishes
 Heavy duty, angled end cap design protects rail, eliminates catch points and reduces damage
 Available in 13 mechanical functions and 11

SVR

electromechanical functions
 Available with standard or Reflections® decorative levers
 Complete offering of mechanical and electromechanical solutions
 Available with Microshield® antimicrobial coating
 Warranty: 10 years

YAL 6170-36-7 x EO x 791 x 790 x 630
 Grade 1 Panic Rated SVR Exit Device




* 6 1 7 0 3 6 7 F T 6 3 0 *




SRP \$1,363

YAL 6170F-36 x EO x 791 x 790 x 630
 Grade 1 3-Hour Fire Rated SVR Exit Device



* 6 1 7 0 F 3 6 E 0 6 3 0 *



SRP \$1,540